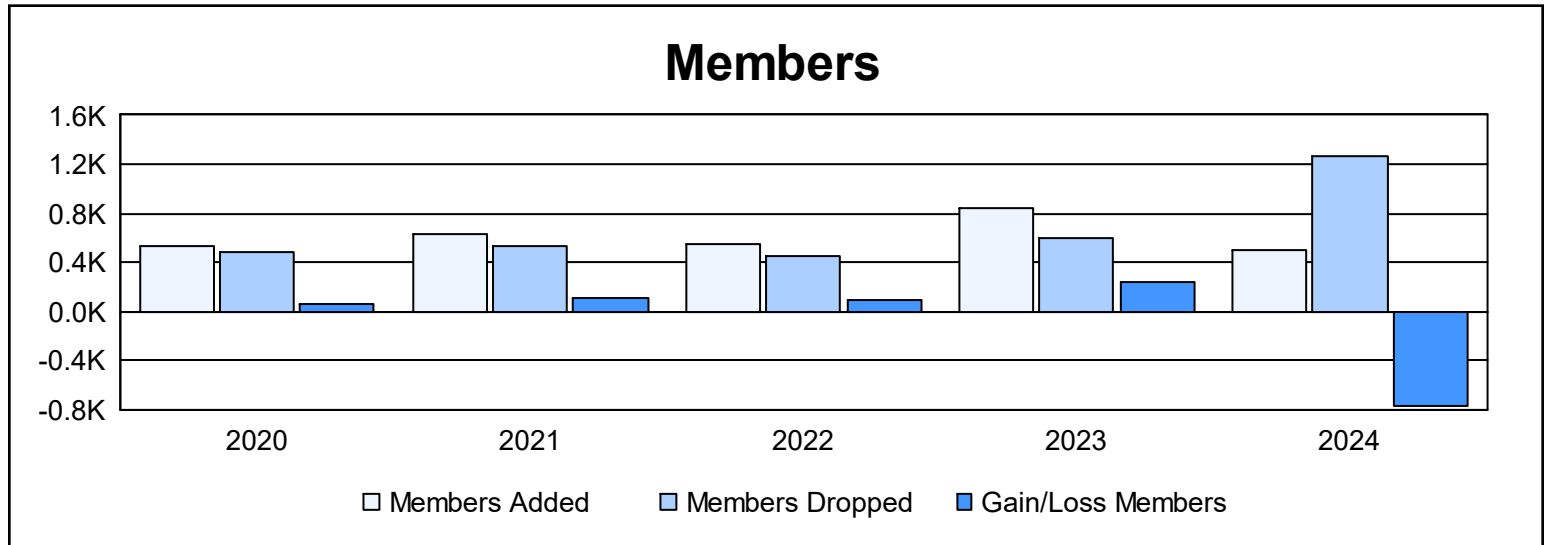
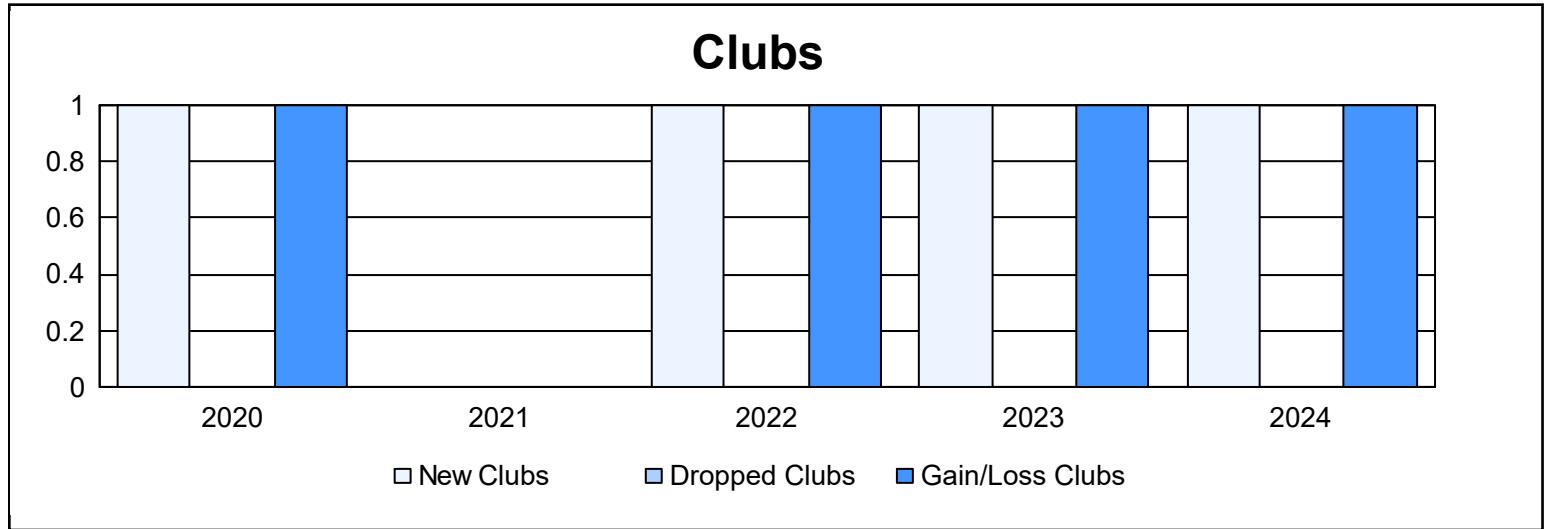
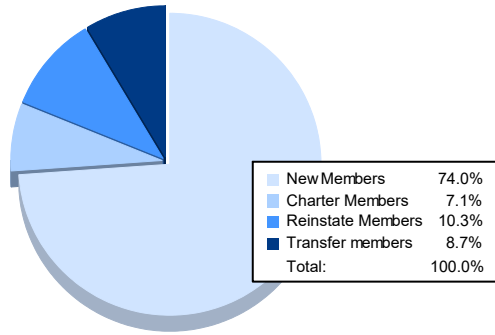


Year	New Clubs	Dropped Clubs	Gain/Loss Clubs	New Members	Charter Members	Reinstate Members	Transfer Members	Total Member Added	Total Members Dropped	Gain/Loss Members
2019-2020	1	0	1	433	47	45	15	540	478	62
2020-2021	0	0	0	573	5	41	11	630	527	103
2021-2022	1	0	1	450	41	32	20	543	447	96
2022-2023	1	0	1	727	51	43	16	837	598	239
2023-2024	1	0	1	367	35	51	43	496	1,258	-762
<b>Average</b>	<b>1</b>	<b>0</b>	<b>1</b>	<b>510</b>	<b>36</b>	<b>42</b>	<b>21</b>	<b>609</b>	<b>662</b>	<b>-52</b>



### Membership Composition June 2024 Cumulative



### Gender Composition June 2024 Cumulative

